V201
ESC 1:50



SEÇÃO A-A
ESC 1:25

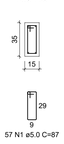

V202
ESC 1:50

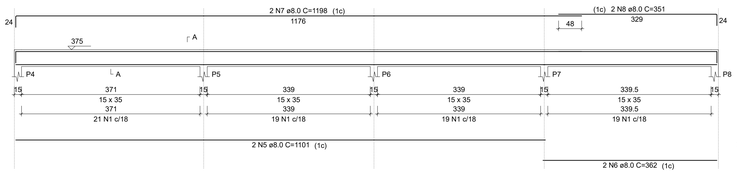

SEÇÃO A-A
ESC 1:25

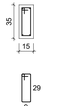

V203
ESC 1:50

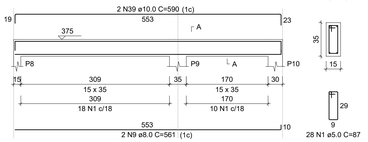

SEÇÃO A-A
ESC 1:25

RELAÇÃO DO AÇO

V201	V202	V203
V204	V205	V206
V207	V208	V209
V210	V211	V212
V213	V214	V215
V216	V217	V218
V219	V220	V221
V222	V223	

AÇO	N	DIAM (mm)	QUANT	C.UNIT (cm)	C.TOTAL (cm)
CA60	1	5.0	763	87	66381
CA50	2	6.3	4	77	308
	3	8.0	2	1089	2178
	4	8.0	2	1138	2276
	5	8.0	2	1101	2202
	6	8.0	2	362	724
	7	8.0	4	1198	4792
	8	8.0	2	351	702
	9	8.0	2	561	1122
	10	8.0	2	221	442
	11	8.0	2	249	498
	12	8.0	2	1090	2180
	13	8.0	2	1140	2280
	14	8.0	2	1100	2200
	15	8.0	2	362	724
	16	8.0	2	351	702
	17	8.0	2	555	1110
	18	8.0	2	583	1166
	19	8.0	2	993	1986
	20	8.0	1	170	170
	21	8.0	2	1034	2068
	22	8.0	2	582	1164
	23	8.0	2	623	1246
	24	8.0	2	273	546
	25	8.0	2	296	592
	26	8.0	2	907	1814
	27	8.0	2	934	1868
	28	8.0	2	185	370
	29	8.0	2	199	398
	30	8.0	2	412	824
	31	8.0	2	440	880
	32	8.0	2	273	546
	33	8.0	2	287	574
	34	8.0	2	443	886
	35	8.0	2	451	902
	36	8.0	2	367	734
	37	8.0	2	403	806
	38	8.0	2	736	1472
	39	10.0	2	590	1180
	40	10.0	1	258	258
	41	10.0	2	550	1100
	42	10.0	6	558	3348
	43	10.0	1	397	397
	44	10.0	2	565	1130
	45	10.0	1	130	130
	46	10.0	1	215	215
	47	10.0	2	580	1160
	48	10.0	1	105	105
	49	10.0	2	200	400
	50	10.0	2	574	1148
	51	10.0	2	235	470
	52	10.0	2	681	1362
	53	10.0	3	160	480
	54	10.0	2	190	380
	55	10.0	1	142	142
	56	10.0	2	765	1530
	57	10.0	2	834	1668
	58	10.0	2	850	1700
	59	12.5	2	574	1148

RESUMO DO AÇO

AÇO	DIAM (mm)	C.TOTAL (m)	PESO + 10% (kg)
CA50	6.3	3.1	0.8
	8.0	451.4	195.9
	10.0	183	124.1
	12.5	11.5	12.2
CA60	5.0	663.8	112.5

PESO TOTAL (kg)	
CA50	333.1
CA60	112.5

Volume de concreto (C-25) = 7.94 m³
Área de forma = 128.54 m²

V204
ESC 1:50

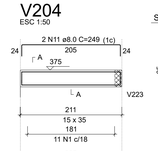

SEÇÃO A-A
ESC 1:25



V205
ESC 1:50

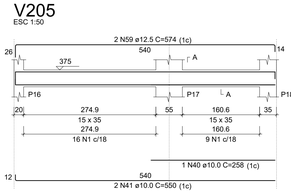

SEÇÃO A-A
ESC 1:25



V206
ESC 1:50

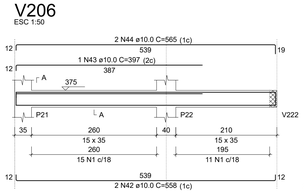

SEÇÃO A-A
ESC 1:25

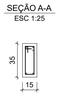

V207
ESC 1:50

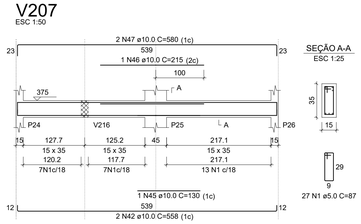

SEÇÃO A-A
ESC 1:25

V208
ESC 1:50

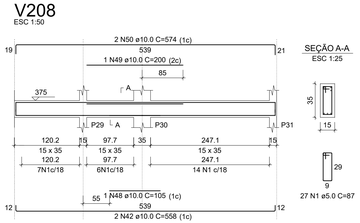

SEÇÃO A-A
ESC 1:25

V209
ESC 1:50

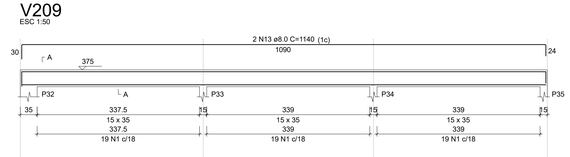

SEÇÃO A-A
ESC 1:25

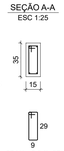

V210
ESC 1:50



SEÇÃO A-A
ESC 1:25



V211
ESC 1:50

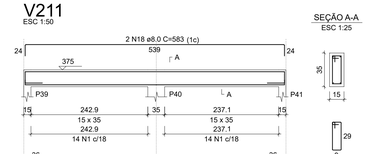

SEÇÃO A-A
ESC 1:25

V212
ESC 1:50

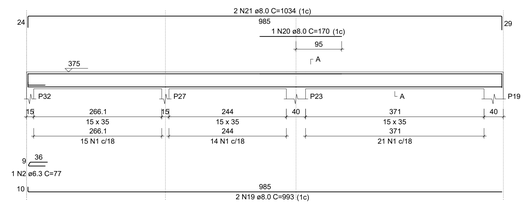

SEÇÃO A-A
ESC 1:25

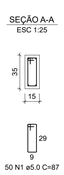

V213
ESC 1:50

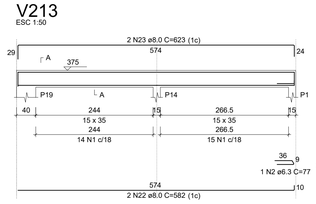

SEÇÃO A-A
ESC 1:25



V214
ESC 1:50

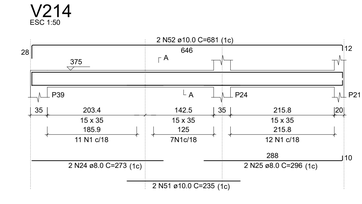

SEÇÃO A-A
ESC 1:25

V215
ESC 1:50

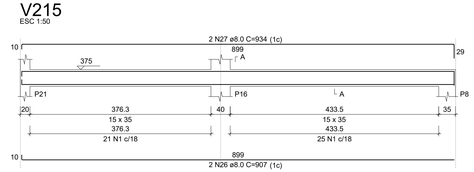

SEÇÃO A-A
ESC 1:25



V216
ESC 1:50

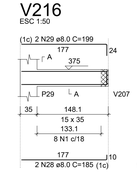

SEÇÃO A-A
ESC 1:25



V217
ESC 1:50

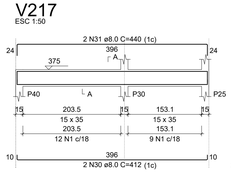

SEÇÃO A-A
ESC 1:25



V218
ESC 1:50

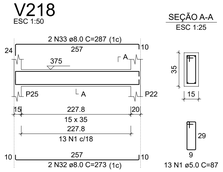

SEÇÃO A-A
ESC 1:25

V219
ESC 1:50

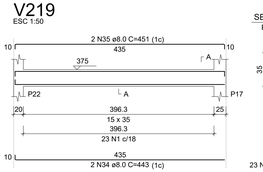

SEÇÃO A-A
ESC 1:25



V220
ESC 1:50

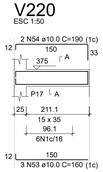

SEÇÃO A-A
ESC 1:25



V221
ESC 1:50

SEÇÃO A-A
ESC 1:25

V222
ESC 1:50

SEÇÃO A-A
ESC 1:25

V223
ESC 1:50

SEÇÃO A-A
ESC 1:25

Obs:
01 - Planta de locação geral por ser encontrada no projeto arquitetônico, prancha 02/14;
02 - Todo espaçamento entre barras deverá ser respeitado;
03 - Cobrimento mínimo para fundações = 3cm / Cobrimento mínimo para demais elementos = 2,5cm;
04 - Todos os elementos de concreto deverão ser adensados de forma mecânizada (mangote), não é admitido adensamento manual;
05 - Prazos para desforma-> Pilares e faces laterais de vigas: 3 dias;
Face inferior de vigas: 14 dias;
Lajes: 21 dias;
Vigas com vãos superiores à 7m: 28 dias;
06 - Em vigas e lajes o processo de desforma deverá ocorrer do centro para as extremidades;
07 - Todas as lajes deverão receber uma armadura de distribuição (para combater fissuração superficial) com espaçamento de 25x25, aço 5.0mm;
08 - Toda laje deverá receber cura hidráulica por no mínimo 07 dias;

Aprovações

REALIZE
ARQUITETURA E ENGENHARIA

Contato
48 35270090
realize_eng@hotmail.com
realize_ara@hotmail.com

Responsável Técnico
Rafael Nuernberg
CREA - SC 129.640-7
Suéllen M. Costa Palmas
CAU - SC: A69267-0
EMPRESA = CREA - SC 136340-7

Projeto Educacional

Endereço : Rua Antônio Manoel Rocha, Espigão Grande - Maracajá / SC

Projeto Estrutural - Refeitório

Cobertura Reservatório:
Vigas 201-223;

Realize Arquitetura e Engenharia
CREA-SC 136.340-4

Prefeitura Municipal de Maracajá
CNPJ nº 82.915.026/0001-24

Escala	Data	ÁREA	Prancha
Indicada	10 . 11 . 2021	481,65m²	7/17